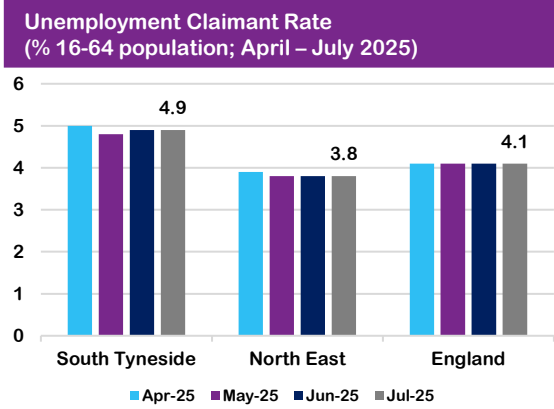


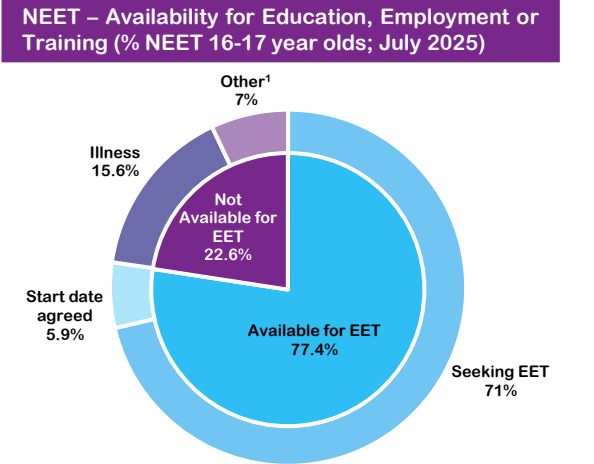
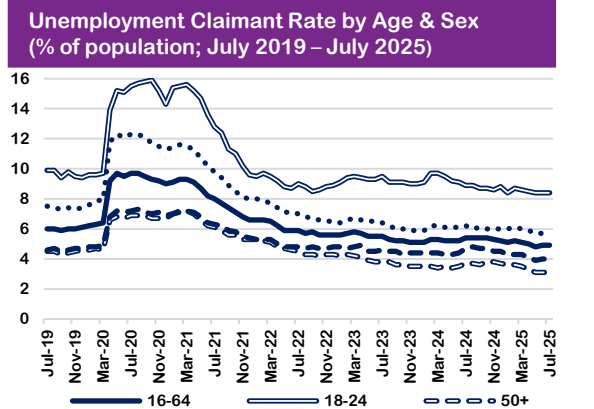
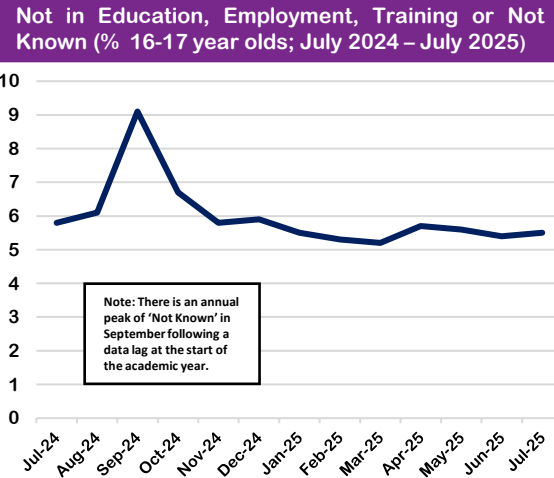
SOUTH TYNESIDE MONTHLY ECONOMIC MONITOR AUGUST 2025

1. In July, South Tyneside's claimant rate was unchanged at 4.9% (4,395 people 16+). The regional and national rates were also unchanged at 3.8% and 4.1%, respectively. Since June 2024, the North East's rate has been below the England-wide rate. Almost demographical claimant rates in South Tyneside were unchanged this month, barring the male rate which rose 0.1pp to 5.8%. The 18-24 rate is now at its lowest rate since November 2018 (8.4%).

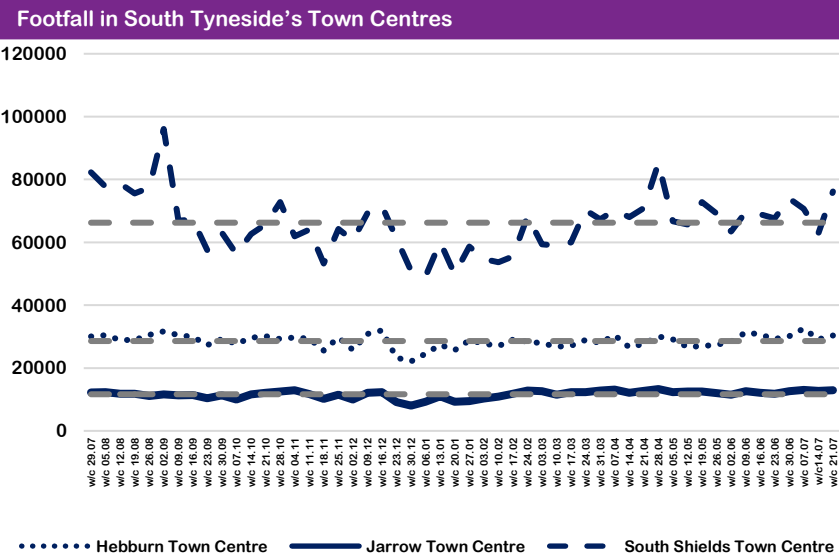


\*Claimant counts and rates are calculated by combining the number of people claiming Job Seekers Allowance and National Insurance credits with the number of people claiming Universal Credit principally for the reason of being unemployed. This element is still in development by DWP, meaning the total claimant count does not yet correctly reflect the target population of unemployed claimants and is subject to revisions. Under Universal Credit, a broader span of claimants are required to look for work. As Universal Credit is rolled out, the number of people being recorded as being on the Claimant Count is likely to rise.

2. In July, total NEET and Not Known levels rose 0.1 % points to 5.5%. This is now at the same level as January 2025 and 0.3 % points lower than July 2024. The proportion of NEET young people available for EET fell 0.6 % points this month, driven by an increase to those citing 'other' reasons for unavailability, whilst the number of young people unavailable due to illness remained the same.



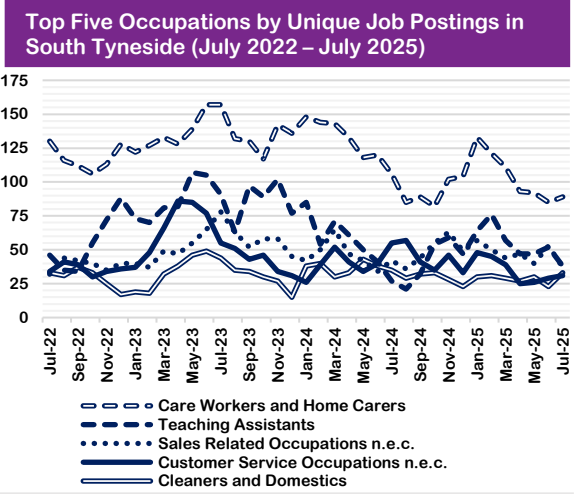
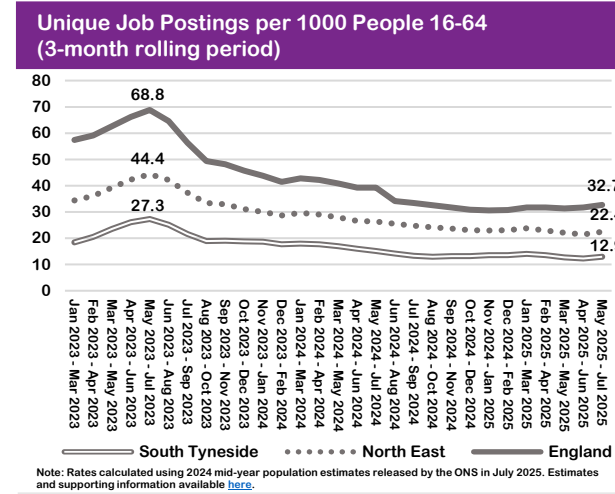
3. Compared to July 2024, footfall in July 2025 was 1.1% lower in Hebburn, 13.4% higher in Jarrow, and 2.6% lower in South Shields. In news, Newcastle-based engineering firm RWO has been awarded a contract to support Castle on the planning and redevelopment of South Tyneside College. The firm will provide a package of civil and structural engineering services, developing plans around the transformation of the current site's campus accommodation.



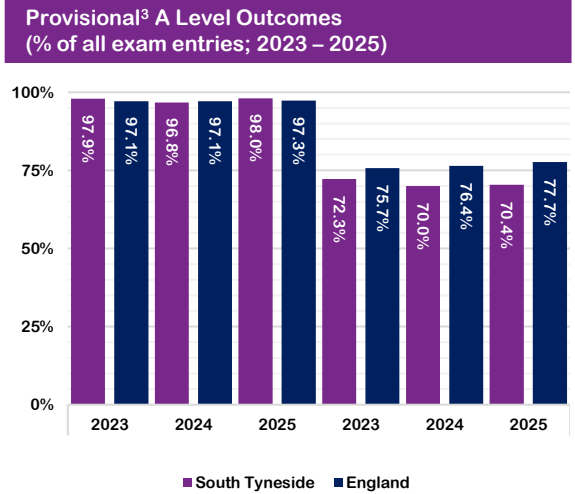
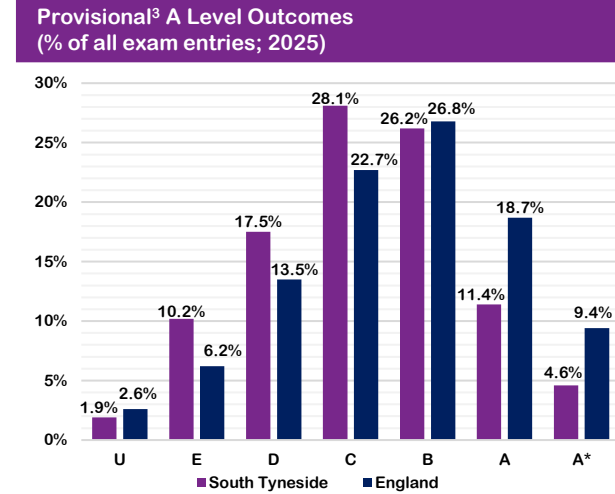
Solid dashed lines depict period averages (calculated using weekly figures from the period between w/c 29.07.24 – w/c 21.07.25 inclusive).

Additionally, J Barbour & Sons, trading under the Barbour brand, has been ranked as the North East's 12th largest exporter in the Insider Global North 500 report. In logistics and shipping, Mechplant, one of the North East's most established plant hire businesses, has secured a significant investment from NPIF II - NEL Debt Finance. As for hospitality and leisure, a new Marco Pierre White restaurant – to be named Mr White's – is set to open above the Log Fire Pizza Co. in Chichester. The restaurant will be run by Log Fire Pizza Co.'s owners, Craig and Sarah Sheldermine. And in arts, culture and tourism, South Shields' Red Stamp Productions have created a purpose-built post-production facility at the firm's base at Beach Road, aiming offer a range of state of the art services to producers, filmmakers, and agencies in the region and across the UK. Last month, administrators were appointed to Jarrow-based metalwork firm, AAP Metal Fabrication Ltd. Four of the firm's 23 staff were made redundant prior to insolvency experts taking control of the company, though the remainder have been retained following a pre-pack deal with AAP Welding and Fabrication Ltd, which is owned by one of AAP Metal's directors. This comes after the business had been sold in a £1.8 million deal to Sussex-based DINH Ltd last year, though a significant fall in turnover created cash flow difficulties, leading to insolvency. Elsewhere, Master Debonair, an East Boldon menswear retailer, recently closed – reason unknown.

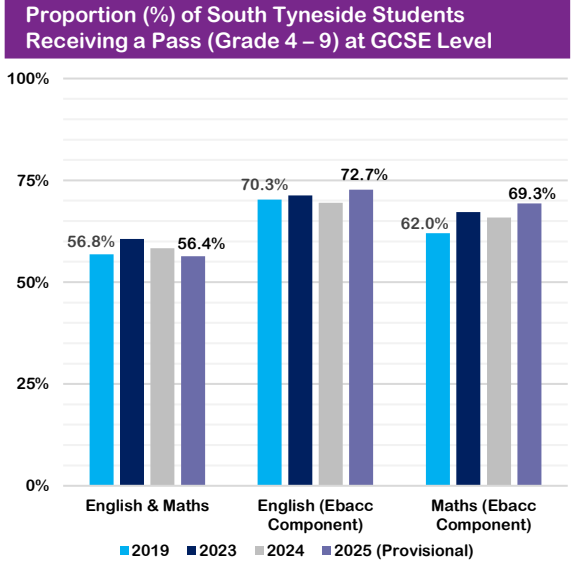
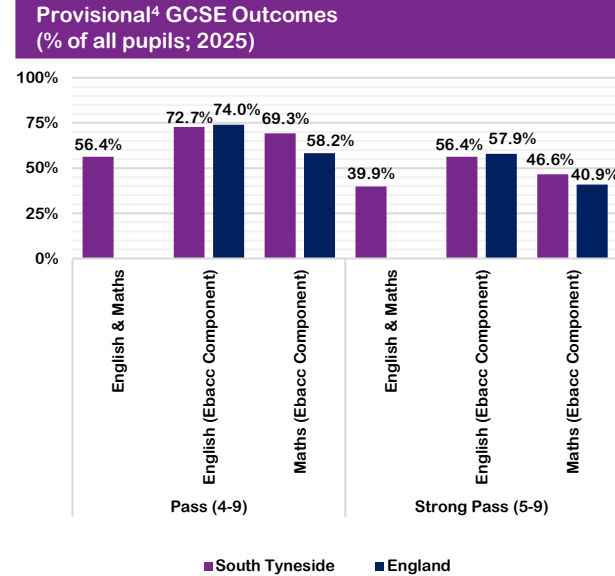
4. In the three-month rolling period ending July 2025, there were an average of 12.9 vacancies per 1000 people aged 16-64 in South Tyneside, below the regional and national figures of 22.4 and 32.7, respectively. Between July 2022 - July 2025, unique postings decreased for Care Workers and Home Carers (31.5%), Teaching Assistants (17.4%) and Customer Service Occupations n.e.c (8.8%). Cleaners and Domestics were unchanged, and Sales Related Occupations n.e.c increased 15.6%.



5. In schools and colleges in South Tyneside, 70.4% of 2025 exam entries<sup>2</sup> achieved grades from A\* - C A Level. This is marginally higher than 2024 (70%), though lower than 2023 (72.3%) and significantly lower than the national average of 77.7%. Locally, 16% of entrants achieved an A\* - A, which was lower than the year prior (17.3%) and markedly lower than the national average (28.1%), whilst the proportion of local entries graded lower than a C (29.6%) was higher than England (22.3%).



6. In schools in South Tyneside, 56.4% of pupils achieved a grade 4 – 9 pass in both English and Maths GCSE. This is the lowest proportion in the last five years (excluding 2020 and 2021, where pupils were awarded expected grades due to cancelled exams). 72.7% of students achieved a grade 4-9 in English, and 69.3% in Mathematics. English results are slightly below the national average (74%), while Mathematics results are significantly higher (58.2%) by 11.1%.



Data Sources: NOMIS, Annual Population Survey (unemployment claimant rate, employment, economic inactivity and model-based unemployment), Internally available data (town centre footfall, vacancies, NEET)

1. 'Other' includes young people who are NEET due to caring responsibilities, parenting, pregnancy, religious grounds, are not ready for work or learning and any other reason. Data regarding parenting, pregnancy, and caring responsibilities may not be reliable as this information is reliant on self-reports and is not routinely collected.

2. Figures are based on the total number of A-Level subject entries and not individual children. 1191 A Levels were taken by a cohort of 431 children in Year 13 in the borough, up from 1088 entries from 382 students in 2024.

3. A Level data is based on pupils attending South Tyneside schools. Indicative results have been collected from schools and should be considered provisional until the DfE publishes results in November 2025.

4. GCSE results data is collected from schools; data is missing from one school. Provisional national data is provided by the Joint Council for Qualifications but does not include joint English & Maths pass rates. Subsequently, these results are subject to change – it is likely that when the DfE publishes a full set of results in November, figures will differ to those shown here.

South Tyneside Council